

FORM NO. MGT-7

[Pursuant to sub-Section(1) of section 92 of the Companies Act, 2013 and sub-rule (1) of rule 11of the Companies (Management and Administration) Rules, 2014]



Annual Return (other than OPCs and Small Companies)

Form language ☒ English ☐ Hindi

Refer the instruction kit for filing the form.

I. REGISTRATION AND OTHER DETAILS

(i) * Corporate Identification Number (CIN) of the company

L67120MH1993PLC074411

Pre-fill

Global Location Number (GLN) of the company

* Permanent Account Number (PAN) of the company

AAACI5205Q

(ii) (a) Name of the company

3I INFOTECH LIMITED

(b) Registered office address

TOWER # 5, INTERNATIONAL INFOTECH PARK, VASHI STATION, COM
PLEX, NA
NAVI MUMBAI
Maharashtra
400703



(c) *e-mail ID of the company

compliance@3i-infotech.com

(d) *Telephone number with STD code

02271238000

(e) Website

www.3i-infotech.com

(iii) Date of Incorporation

11/10/1993

(iv)	Type of the Company	Category of the Company	Sub-category of the Company
	Public Company	Company limited by shares	Indian Non-Government company

(v) Whether company is having share capital

☒ Yes

☐ No

(vi) *Whether shares listed on recognized Stock Exchange(s)

☒ Yes

☐ No

(a) Details of stock exchanges where shares are listed

S. No.	Stock Exchange Name	Code
1	BSE Ltd	1
2	National Stock Exchange of India Limited	1,024

(b) CIN of the Registrar and Transfer Agent

Pre-fill

Name of the Registrar and Transfer Agent

3I INFOTECH LIMITED

Registered office address of the Registrar and Transfer Agents

TOWER # 5, INTERNATIONAL INFOTECH PARK, VASHI STATION, COMPLEX, NA

(vii) *Financial year From date (DD/MM/YYYY) To date (DD/MM/YYYY)

(viii) *Whether Annual general meeting (AGM) held ☒ Yes ☐ No

(a) If yes, date of AGM

(b) Due date of AGM

30/09/2025

(c) Whether any extension for AGM granted ☐ Yes ☒ No

II. PRINCIPAL BUSINESS ACTIVITIES OF THE COMPANY

*Number of business activities

1

S.No	Main Activity group code	Description of Main Activity group	Business Activity Code	Description of Business Activity	% of turnover of the company
1	J	Information and communication	J6	Computer programming, consultancy and related activities	100

III. PARTICULARS OF HOLDING, SUBSIDIARY AND ASSOCIATE COMPANIES (INCLUDING JOINT VENTURES)

*No. of Companies for which information is to be given

30

Pre-fill All

S.No	Name of the company	CIN / FCRN	Holding/ Subsidiary/Associate/ Joint Venture	% of shares held
1	3i INFOTECH DIGITAL BPS LIM	U74899DL1990PLC039478	Subsidiary	100
2	3i INFOTECH CONSULTANCY S	U72900MH2007PLC176323	Subsidiary	100

3	PROFESSIONAL ACCESS SOFTV +	U72200TN2002PTC048799	Subsidiary	100
4	NuRe Bharat Network limited	U62099MH2023PLC401316	Subsidiary	100
5	NURE CAMPUSLABS PRIVATE L +	U72900MH2022PTC395694	Subsidiary	100
6	NURE EDGETECH PRIVATE LIM +	U72900MH2022PTC394215	Subsidiary	100
7	NURE FUTURETECH PRIVATE LI +	U72900MH2022PTC395002	Subsidiary	100
8	NURE MEDIATECH LIMITED	U62099MH2023PLC399503	Subsidiary	100
9	VERSARES DIGITAL TECHNOLO +	U72900MH2022PTC391946	Subsidiary	100
10	3i Infotech Inc		Subsidiary	100
11	3i Infotech (UK) Limited		Subsidiary	100
12	3i Infotech Asia Pacific Pte. Lim +		Subsidiary	100
13	3i Infotech (Thailand) Limited		Subsidiary	100
14	3i Infotech (Western Europe) H +		Subsidiary	100
15	3i Infotech (Western Europe) G +		Subsidiary	100
16	Rhyme Systems Limited		Subsidiary	100
17	3i Infotech Holdings Private Lir +		Subsidiary	100
18	3i Infotech Saudi Arabia LLC		Subsidiary	100
19	3i Infotech (Africa) Limited		Subsidiary	100
20	3i Infotech (Cyprus) Limited (fo +		Subsidiary	100
21	3i Infotech (Middle East) FZ LLC +		Subsidiary	100
22	3i Infotech SDN BHD		Subsidiary	100
23	3i Infotech (South Africa) (Pty) +		Subsidiary	100
24	3i Infotech Software Solutions +		Subsidiary	100
25	3i Infotech (Canada) Inc.		Subsidiary	100
26	3i Infotech Nigeria Limited		Subsidiary	100
27	3i Infotech Netherlands B.V.		Subsidiary	100

28	NuRe Digital SDN BHD		Subsidiary	100
29	Process Central Limited		Joint Venture	47.5
30	NuRe Infotech Solutions Pte. Ltd.		Subsidiary	100

IV. SHARE CAPITAL, DEBENTURES AND OTHER SECURITIES OF THE COMPANY

(i) *SHARE CAPITAL

(a) Equity share capital

Particulars	Authorised capital	Issued capital	Subscribed capital	Paid up capital
Total number of equity shares	2,200,000,000	169,627,242	169,627,242	169,627,242
Total amount of equity shares (in Rupees)	22,000,000,000	1,696,272,420	1,696,272,420	1,696,272,420

Number of classes

1

Class of Shares	Authorised capital	Issued capital	Subscribed capital	Paid up capital
Number of equity shares	2,200,000,000	169,627,242	169,627,242	169,627,242
Nominal value per share (in rupees)	10	10	10	10
Total amount of equity shares (in rupees)	22,000,000,000	1,696,272,420	1,696,272,420	1,696,272,420

(b) Preference share capital

Particulars	Authorised capital	Issued capital	Subscribed capital	Paid-up capital
Total number of preference shares	2,750,000,000	0	0	0
Total amount of preference shares (in rupees)	9,550,000,000	0	0	0

Number of classes

3

Class of shares	Authorised capital	Issued capital	Subscribed capital	Paid up capital
CLASS A				
Number of preference shares	200,000,000	0	0	0
Nominal value per share (in rupees)	5	5	5	5
Total amount of preference shares (in rupees)	1,000,000,000	0		

Class of shares	Authorised capital	Issued capital	Subscribed capital	Paid up capital
CLASS B				
Number of preference shares	1,500,000,000	0	0	0
Nominal value per share (in rupees)	5	5	5	5
Total amount of preference shares (in rupees)	7,500,000,000	0		
Class of shares	Authorised capital	Issued capital	Subscribed capital	Paid up capital
CLASS C				
Number of preference shares	1,050,000,000	0	0	0
Nominal value per share (in rupees)	1	1	1	1
Total amount of preference shares (in rupees)	1,050,000,000	0		

(c) Unclassified share capital

Particulars	Authorised Capital
Total amount of unclassified shares	0

(d) Break-up of paid-up share capital

Class of shares	Number of shares			Total nominal amount	Total Paid-up amount	Total premium
Equity shares	Physical	DEMAT	Total			
At the beginning of the year	660,674	168,570,168	169230842	1,692,308,4	1,692,308,4	
		+		+	+	
Increase during the year	8,250	388,150	396400	0	0	0
i. Public Issues	0	0	0	0	0	0
ii. Rights issue	0	0	0	0	0	0
iii. Bonus issue	0	0	0	0	0	0
iv. Private Placement/ Preferential allotment	0	0	0	0	0	
v. ESOPs	8,250	388,150	396400			
vi. Sweat equity shares allotted	0	0	0	0	0	0
vii. Conversion of Preference share	0	0	0	0	0	0
viii. Conversion of Debentures	0	0	0	0	0	0
ix. GDRs/ADRs	0	0	0	0	0	0
x. Others, specify						

Decrease during the year	0	0	0	0	0	0
i. Buy-back of shares	0	0	0	0	0	0
ii. Shares forfeited	0	0	0	0	0	0
iii. Reduction of share capital	0	0	0	0	0	
iv. Others, specify						
NA						
At the end of the year	668,924	168,958,318	169627242	1,692,308,4	1,692,308,	

Preference shares

At the beginning of the year	0	0	0	0	0	
Increase during the year	0	0	0	0	0	0
i. Issues of shares	0	0	0	0	0	0
ii. Re-issue of forfeited shares	0	0	0	0	0	0
iii. Others, specify						
Decrease during the year	0	0	0	0	0	0
i. Redemption of shares	0	0	0	0	0	0
ii. Shares forfeited	0	0	0	0	0	0
iii. Reduction of share capital	0	0	0	0	0	0
iv. Others, specify						
At the end of the year	0	0	0	0	0	

ISIN of the equity shares of the company

INE748C01038

(ii) Details of stock split/consolidation during the year (for each class of shares)

0

Class of shares		(i)	(ii)	(iii)
Before split / Consolidation	Number of shares			
	Face value per share			
After split / Consolidation	Number of shares			
	Face value per share			

(iii) Details of shares/Debentures Transfers since closure date of last financial year (or in the case of the first return at any time since the incorporation of the company) *

☒ Nil

[Details being provided in a CD/Digital Media]

☐ Yes ☐ No ☐ Not Applicable

Separate sheet attached for details of transfers

☐ Yes ☐ No

Note: In case list of transfer exceeds 10, option for submission as a separate sheet attachment or submission in a CD/Digital Media may be shown.

Date of the previous annual general meeting				<input type="text"/>
Date of registration of transfer (Date Month Year)				<input type="text"/>
Type of transfer	<input type="text"/>	1 - Equity, 2- Preference Shares,3 - Debentures, 4 - Stock		
Number of Shares/ Debentures/ Units Transferred	<input type="text"/>	Amount per Share/ Debenture/Unit (in Rs.)	<input type="text"/>	
Ledger Folio of Transferor		<input type="text"/>		
Transferor's Name	<input type="text"/>	<input type="text"/>	<input type="text"/>	
	Surname	middle name	first name	
Ledger Folio of Transferee		<input type="text"/>		
Transferee's Name	<input type="text"/>	<input type="text"/>	<input type="text"/>	
	Surname	middle name	first name	
Date of registration of transfer (Date Month Year)				<input type="text"/>
Type of transfer	<input type="text"/>	1 - Equity, 2- Preference Shares,3 - Debentures, 4 - Stock		

Number of Shares/ Debentures/ Units Transferred		Amount per Share/ Debenture/Unit (in Rs.)	
Ledger Folio of Transferor			
Transferor's Name			
	Surname	middle name	first name
Ledger Folio of Transferee			
Transferee's Name			
	Surname	middle name	first name

(iv) *Debentures (Outstanding as at the end of financial year)

Particulars	Number of units	Nominal value per unit	Total value
Non-convertible debentures	0	0	0
Partly convertible debentures	0	00	0
Fully convertible debentures	0	0	0
Total			0

Details of debentures

Class of debentures	Outstanding as at the beginning of the year	Increase during the year	Decrease during the year	Outstanding as at the end of the year
Non-convertible debentures	0	0	0	0
Partly convertible debentures	0	0	0	0
Fully convertible debentures	0	0	0	0

(v) Securities (other than shares and debentures)

0

Type of Securities	Number of Securities	Nominal Value of each Unit	Total Nominal Value	Paid up Value of each Unit	Total Paid up Value
Total					

V. *Turnover and net worth of the company (as defined in the Companies Act, 2013)**(i) Turnover**

3,646,155,645.39

(ii) Net worth of the Company

1,511,244,490.08

VI. (a) *SHARE HOLDING PATTERN - Promoters

S. No.	Category	Equity		Preference	
		Number of shares	Percentage	Number of shares	Percentage
1.	Individual/Hindu Undivided Family				
	(i) Indian	0	0	0	
	(ii) Non-resident Indian (NRI)	0	0	0	
	(iii) Foreign national (other than NRI)	0	0	0	
2.	Government				
	(i) Central Government	0	0	0	
	(ii) State Government	0	0	0	
	(iii) Government companies	0	0	0	
3.	Insurance companies	0	0	0	
4.	Banks	0	0	0	
5.	Financial institutions	0	0	0	
6.	Foreign institutional investors	0	0	0	
7.	Mutual funds	0	0	0	
8.	Venture capital	0	0	0	
9.	Body corporate (not mentioned above)	0	0	0	
10.	Others 0	0	0	0	
	Total	0	0	0	0

Total number of shareholders (promoters)

0

(b) *SHARE HOLDING PATTERN - Public/Other than promoters

S. No.	Category	Equity	Preference
--------	----------	--------	------------

		Number of shares	Percentage	Number of shares	Percentage
1.	Individual/Hindu Undivided Family				
	(i) Indian	119,378,245	70.38	0	
	(ii) Non-resident Indian (NRI)	7,326,099	4.32	0	
	(iii) Foreign national (other than NRI)	549,126	0.32	0	
2.	Government				
	(i) Central Government	0	0	0	
	(ii) State Government	0	0	0	
	(iii) Government companies	650	0	0	
3.	Insurance companies	37,000	0.02	0	
4.	Banks	11,103,706	6.55	0	
5.	Financial institutions	0	0	0	
6.	Foreign institutional investors	784,560	0.46	0	
7.	Mutual funds	0	0	0	
8.	Venture capital	0	0	0	
9.	Body corporate (not mentioned above)	6,601,997	3.89	0	
10.	Others	23,845,859	14.06	0	
	Total	169,627,242	100	0	0

Total number of shareholders (other than promoters)

260,982

**Total number of shareholders (Promoters+Public/
Other than promoters)**

260,982

(c) *Details of Foreign institutional investors' (FIIs) holding shares of the company

17

Name of the FII	Address	Date of Incorporation	Country of Incorporation	Number of shares held	% of shares held
DFA INTERNATIONAL +	STANDARD CHARTERED BANK, SEC +	08/10/2021		1,757	0
DFA INTERNATIONAL +	STANDARD CHARTERED BANK, SEC +	08/10/2021		22,083	0.01
BNP PARIBAS FINANCIAL +	BNP PARIBAS, CUSTODY OPERATIONS +	08/10/2021		1,589	0

Name of the FII	Address	Date of Incorporation	Country of Incorporation	Number of shares held	% of shares held
EMERGING MARKETS (CITIBANK N.A. CUSTODY SERVICES		10/06/2022		349,409	0.21
WORLD EX U.S. CORE (CITIBANK N.A. CUSTODY SERVICES		23/09/2022		27,169	0.02
DIMENSIONAL FUNDS (DEUTSCHE BANK AG, DB HOUSE, H		23/09/2022		17,355	0.01
LOS ANGELES CITY EM (CITIBANK N.A. CUSTODY SERVICES		30/09/2022		17,541	0.01
DIMENSIONAL EMERG (CITIBANK N.A. CUSTODY SERVICES		04/11/2022		4,890	0
EMERGING MARKETS (CITIBANK N.A. CUSTODY SERVICES		10/02/2023		23,725	0.01
EMERGING MARKETS (DEUTSCHE BANK AG, DB HOUSE, H		20/10/2023		45,090	0.03
DFA AUSTRALIA LIMIT (CITIBANK N.A. CUSTODY SERVICES		22/12/2023		19,658	0.01
EMERGING MARKETS (DEUTSCHE BANK AG, DB HOUSE, H		05/01/2024		72,431	0.04
EMERGING MARKETS (DEUTSCHE BANK AG, DB HOUSE, H		16/02/2024		50,116	0.03
ALASKA PERMANENT (STANDARD CHARTERED BANK, SEC		29/03/2024		21,107	0.01
COEUS GLOBAL OPPO (ICICI BANK LTD, 1ST FLOOR EMPIRE		10/05/2024		100,000	0.06
DIMENSIONAL EMERG (CITIBANK N.A. CUSTODY SERVICES		15/11/2024		640	0
INDIA OPPORTUNITIES (STANDARD CHARTERED BANK, SEC		13/12/2024		10,000	0.01

VII. *NUMBER OF PROMOTERS, MEMBERS, DEBENTURE HOLDERS
(Details, Promoters, Members (other than promoters), Debenture holders)

Details	At the beginning of the year	At the end of the year
Promoters	0	0
Members (other than promoters)	278,227	260,982
Debenture holders	0	0

VIII. DETAILS OF DIRECTORS AND KEY MANAGERIAL PERSONNEL

(A) *Composition of Board of Directors

Category	Number of directors at the beginning of the year		Number of directors at the end of the year		Percentage of shares held by directors as at the end of year	
	Executive	Non-executive	Executive	Non-executive	Executive	Non-executive
A. Promoter	0	0	0	0	0	0

B. Non-Promoter	1	5	0	6	0	0
(i) Non-Independent	1	2	0	2	0	0
(ii) Independent	0	3	0	4	0	0
C. Nominee Directors representing	0	0	0	0	0	0
(i) Banks & FIs	0	0	0	0	0	0
(ii) Investing institutions	0	0	0	0	0	0
(iii) Government	0	0	0	0	0	0
(iv) Small share holders	0	0	0	0	0	0
(v) Others	0	0	0	0	0	0
Total	1	5	0	6	0	0

Number of Directors and Key managerial personnel (who is not director) as on the financial year end date

9

(B) (i) *Details of directors and Key managerial personnel as on the closure of financial year

Name	DIN/PAN	Designation	Number of equity share(s) held	Date of cessation (after closure of financial year : If any)
A Uttam Prakash Agarwal	00272983	Director	0	
Mr. Avtar Singh Monga	00418477	Director	0	
Dr. Aruna Sharma	06515361	Director	0	
Mr. Umesh Mehta	09244647	Director	0	
Mr. Madan Gosavi	10303662	Director	0	
Mr. Ambarish Dasgupta	00160744	Additional director	0	
Mr. Raj Kumar Ahuja		CEO	0	
Mrs. Varika Rastogi		Company Secretary	99,000	
Mr. Vaibhav Somani		CFO	0	

(ii) Particulars of change in director(s) and Key managerial personnel during the year

10

Name	DIN/PAN	Designation at the beginning / during the financial year	Date of appointment/ change in designation/ cessation	Nature of change (Appointment/ Change in designation/ Cessation)
Mr. Thompson Gnani	07865431	Managing Director	31/05/2024	Cessation
Mr. Thompson Gnani		CEO	31/05/2024	Cessation
Mr. Madan Gosavi	10303662	Additional director	12/05/2024	Appointment
Mr. Madan Gosavi	10303662	Director	15/06/2024	Change in designation
Mr. Umesh Mehta	09244647	Director	15/06/2024	Change in designation
Mr. Sanjay Rawa		CFO	31/10/2024	Cessation
Mr. Vaibhav Somani		CFO	29/01/2025	Appointment
Mr. Ambarish Dasgupta	00160744	Director	20/03/2025	Appointment
Aruna Sharma	06515361	Director	21/03/2025	Change in designation
Zohra Chatterji	01382511	Director	23/03/2025	Cessation

IX. MEETINGS OF MEMBERS/CLASS OF MEMBERS/BOARD/COMMITTEES OF THE BOARD OF DIRECTORS

A. MEMBERS/CLASS /REQUISITIONED/NCLT/COURT CONVENED MEETINGS

Number of meetings held

3

Type of meeting	Date of meeting	Total Number of Members entitled to attend meeting	Attendance	
			Number of members attended	% of total shareholding
Annual General Meeting	30/09/2024	267,070	45	
Postal Ballot	18/06/2024	276,310		
Postal Ballot	13/01/2025	263,819		

B. BOARD MEETINGS

*Number of meetings held

9

S. No.	Date of meeting	Total Number of directors associated as on the date of meeting	Attendance	
			Number of directors attended	% of attendance
1	01/04/2024	6	5	83.33

S. No.	Date of meeting	Total Number of directors associated as on the date of meeting	Attendance	
			Number of directors attended	% of attendance
2	11/05/2024	6	5	83.33
3	29/05/2024	6	6	100
4	13/06/2024	6	6	100
5	01/07/2024	6	6	100
6	14/08/2024	6	6	100
7	30/10/2024	6	6	100
8	29/01/2025	6	6	100
9	20/03/2025	6	6	100

C. COMMITTEE MEETINGS

Number of meetings held

18

S. No.	Type of meeting	Date of meeting	Total Number of Members as on the date of the meeting	Attendance	
				Number of members attended	% of attendance
1	AUDIT COMM +	28/05/2024	5	4	80
2	AUDIT COMM +	14/08/2024	5	5	100
3	AUDIT COMM +	30/10/2024	5	5	100
4	AUDIT COMM +	29/01/2025	5	5	100
5	AUDIT COMM +	20/03/2025	5	5	100
6	STAKEHOLDER +	29/05/2024	4	4	100
7	STAKEHOLDER +	14/08/2024	3	3	100
8	STAKEHOLDER +	29/01/2025	3	3	100
9	NOMINATION +	11/05/2024	3	3	100
10	NOMINATION +	29/05/2024	3	2	66.67

D. * ATTENDANCE OF DIRECTORS

S. No.	Name of the director	Board Meetings			Committee Meetings			Whether attended AGM held on
		Number of Meetings which director was entitled to attend	Number of Meetings attended	% of attendance	Number of Meetings which director was entitled to attend	Number of Meetings attended	% of attendance	
								(Y/N/NA)
1	A Uttam Praka	9	9	100	18	18	100	
2	Mr. Avtar Sing	9	9	100	12	12	100	
3	Dr. Aruna Sha	9	9	100	5	5	100	
4	Mr. Umesh Me	9	8	88.89	10	10	100	
5	Mr. Madan Go	9	9	100	8	8	100	
6	Mr. Ambarish	0	0	0	0	0	0	

X. *REMUNERATION OF DIRECTORS AND KEY MANAGERIAL PERSONNEL

☐ Nil

Number of Managing Director, Whole-time Directors and/or Manager whose remuneration details to be entered

1

S. No.	Name	Designation	Gross Salary	Commission	Stock Option/ Sweat equity	Others	Total Amount
1	THOMPSON GNAN	MANAGING DIF	2,530,000	220,000	458,333	0	3,208,333
	Total		2,530,000	220,000	458,333	0	0

Number of CEO, CFO and Company secretary whose remuneration details to be entered

4

S. No.	Name	Designation	Gross Salary	Commission	Stock Option/ Sweat equity	Others	Total Amount
1	SANJAY RAWA	CHIEF FINANCI	3,901,573	0	1,161,765	0	5,063,338
2	VARIKA RASTOGI	COMPANY SEC	4,792,410	0	1,100,385	0	5,892,795
3	VAIBHAV SOMANI	CHIEF FINANCI	710,219	0	0	0	710,219
4	RAJ AHUJA	CHIEF EXECUT	11,772,207	0	0	0	11,772,207
	Total		21,176,409	0	2,262,150	0	0

Number of other directors whose remuneration details to be entered

0

S. No.	Name	Designation	Gross Salary	Commission	Stock Option/ Sweat equity	Others	Total Amount
1							0

S. No.	Name	Designation	Gross Salary	Commission	Stock Option/ Sweat equity	Others	Total Amount
	Total						

XI. MATTERS RELATED TO CERTIFICATION OF COMPLIANCES AND DISCLOSURES






* A. Whether the company has made compliances and disclosures in respect of applicable provisions of the Companies Act, 2013 during the year ☒ Yes ☐ No

B. If No, give reasons/observations

XII. PENALTY AND PUNISHMENT - DETAILS THEREOF

(A) DETAILS OF PENALTIES / PUNISHMENT IMPOSED ON COMPANY/DIRECTORS /OFFICERS ☐ Nil

2

Name of the company/ directors/ officers	Name of the court/ concerned Authority	Date of Order	Name of the Act and section under which penalised / punished	Details of penalty/ punishment	Details of appeal (if any) including present status
3i Infotech Limited 	BSE Limited	28/06/2024	Regulation 33 SEBI 	171100	Filed for fee waiver
3i Infotech Limited 	National Stock Ex 	28/06/2024	Regulation 33 SEBI 	147500	Filed for fee waiver

(B) DETAILS OF COMPOUNDING OF OFFENCES ☒ Nil

Name of the company/ directors/ officers	Name of the court/ concerned Authority	Date of Order	Name of the Act and section under which offence committed	Particulars of offence	Amount of compounding (in Rupees)

XIII. Whether complete list of shareholders, debenture holders has been enclosed as an attachment

☐ Yes ☒ No

(In case of 'No', submit the details separately through the method specified in instruction kit)

XIV. COMPLIANCE OF SUB-SECTION (2) OF SECTION 92, IN CASE OF LISTED COMPANIES

In case of a listed company or a company having paid up share capital of Ten Crore rupees or more or turnover of Fifty Crore rupees or more, details of company secretary in whole time practice certifying the annual return in Form MGT-8.

Name

Whether associate or fellow ☐ Associate ☐ Fellow

Certificate of practice number

I/We certify that:

- (a) The return states the facts, as they stood on the date of the closure of the financial year aforesaid correctly and adequately.
(b) Unless otherwise expressly stated to the contrary elsewhere in this Return, the Company has complied with all the provisions of the Act during the financial year.

Declaration

I am Authorised by the Board of Directors of the company vide resolution no. .. dated

(DD/MM/YYYY) to sign this form and declare that all the requirements of the Companies Act, 2013 and the rules made thereunder in respect of the subject matter of this form and matters incidental thereto have been complied with. I further declare that:

1. Whatever is stated in this form and in the attachments thereto is true, correct and complete and no information material to the subject matter of this form has been suppressed or concealed and is as per the original records maintained by the company.
2. All the required attachments have been completely and legibly attached to this form.

Note: Attention is also drawn to the provisions of Section 447, section 448 and 449 of the Companies Act, 2013 which provide for punishment for fraud, punishment for false statement and punishment for false evidence respectively.

To be digitally signed by

Director

DIN of the director

To be digitally signed by

☒ Company Secretary

☐ Company secretary in practice

Membership number

Certificate of practice number

Attachments

1. List of share holders, debenture holders
2. Approval letter for extension of AGM;
3. Copy of MGT-8;
4. Optional Attachment(s), if any

Attach

Attach

Attach

Attach

List of attachments

Committee Details.pdf
FII_MGT 7.pdf

Remove attachment

Modify

Check Form

Prescrutiny

Submit

This eForm has been taken on file maintained by the Registrar of Companies through electronic mode and on the basis of statement of correctness given by the company

